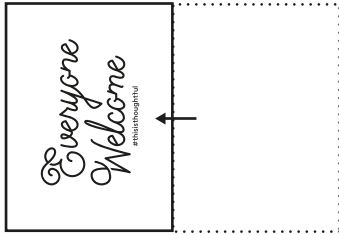


# A Welcome Thought

## Folding instructions.

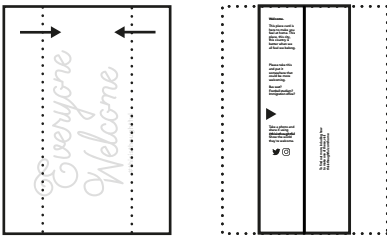
1.



Place the paper printed side down.

Fold it in half so that 'Everyone Welcome' is facing you as shown.

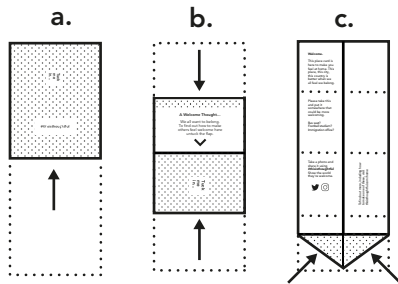
2.



Fold the long edges toward the middle, along the border of the dotted pattern on the opposite side. It's ok that they don't meet right in the middle.

'Welcome' should be on the top left, 'To find out more...' on the bottom right.

3.

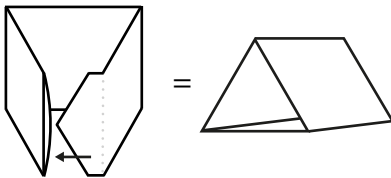


Fold in half along the horizontal axis, then unfold. (**fig. a**)

Fold the top and bottom edges to meet in the middle, then unfold again. (**fig. b**)

Fold the bottom corners inward to the middle to make a point. Leave them folded. (**fig. c**)

4.



Create a three-sided place card by tucking the pointed end in the pocket created at the other end.

5.



Fill in the blank with whoever you want to feel welcome. Put it out into the world. Spread the word.

#thisisthoughtful

# Everyone Welcome

#thisisthoughtful

To find out more, including how to make one of these, visit [thisisthoughtful.com/welcome](http://thisisthoughtful.com/welcome)

Tuck me in...

#thisisthoughtful

A PLACE FOR

A Welcome Thought...

We all want to belong. To find out how to make others feel welcome here untuck the flap.

**Welcome.**

This place card is here to make you feel at home. This place, this city, this country is better when we all feel we belong.

Please take this and put it somewhere that could be more welcoming.

Bus seat?  
Football stadium?  
Immigration office?

Take a photo and share it using #thisisthoughtful Show the world they're welcome.

